


8163 RATIO INDUSTRIAL 242-pcs MATADOR 81639570



Beschreibung:

Workshop trolley RATIO.

One for all. Large, robust and resilient.

The MATADOR workshop trolley RATIO is a **high-quality** and **modern** professional workshop trolley with **7 drawers including 242 pcs. INDUSTRIAL tool range**. With sturdy worktop made of ABS with various small parts compartments and holders for cans. The **high-quality durable** powder coating in matt black (RAL 9005) is **extremely scratch-resistant**. The total load capacity is **500 kg**. The load capacity of the drawers (5 x 75 mm, 2 x 150 mm) is an **impressive 40 kg**. All drawers with **100%**

































































































































8163 RATIO INDUSTRIAL 242-pcs MATADOR 81639570

full extension and single lock of the drawers and mutual **pull-out lock**! The **drawers are centrally locked** via a cylinder lock. The side walls have a **modern** square perforation for accessories (hooks, waste containers, etc.) The **ball-bearing heavy-duty fixed** castors with solid rubber tires have 2 swivel castors with parking brake and 2 fixed castors. The (double-sided) **stable, heavy-duty** handle ensures safe movement even under full load! The MATADOR workshop trolley RATIO - your **reliable partner** for eternity! The **242 quality tools** provide the basis for the vast majority of work in industrial use. This **extensively equipped** workshop trolley simply belongs in every industrial company or workshop!

Technische Daten

Manufacturer-Number:	8163 9570
EAN:	4040674234451

Details

 	0190	6 - 32 mm
  	0442	1,5 - 10 mm
   	2061	
  	2065	50, 100 mm
  	2068	
  	2073	150 mm
  	2075	4 - 13 mm
  	2076	4 - 5,5 - 7
  	2077	PH 1 - 2 - 3
  	2078	3 - 4 - 5 - 6 - 8
    	2083	
    	2084	
  	2090	E4 - E8, E10, E11
  	2092	T8 - T40
  	7052	Bitbox 32-tlg.
   	4061	
  	4064	300 mm
  	4065	125, 250 mm
  	4068	
  	4075	10 - 32 mm
  	4078	4 - 19 x 62 mm 4 - 12 x 100 mm
 	0443	T10 - T50
   	4090	E10 - E24
   	4092	T20 - T80 x 62 mm T20 - T80 x 100 mm
 	0775	200 mm
  	0671	8 - 10 - 13 mm
 	0500	180 mm (7")
 	0530	180 mm (7")
 	0556	240 mm (10")
 	0585	205 mm (8")
  	0660	0,5 x 3 mm
  	0615	0,8 x 5 - 1,0 x 5,5 1,2 x 6,5 mm
 	0635	3 mm
  	0655	PH 0 - PH 1 - PH 2
 	0640	0,8 x 4 x 25 mm
  	0641	PH 1
 	0652	1,0 x 5,5 - 1,2 x 8 2,0 x 12 mm
  	0655	PH 1 - PH 2 - PH 3
 	0700	ø 22, 35 mm
 	0702	ø 40 mm / 750 g
 	0705	500, 1000 g
 	0714	125 - 175 - 200 mm
 	0715	125 - 175 - 200 mm
 	0716	3 - 6, 8, 10 mm
 	0717	120 x 4 x 10 mm
 	0718	ø 2 - 6, 8, 10 mm

8163 RATIO INDUSTRIAL 242-pcs MATADOR 81639570